

Houses of worship
Conference and lectern
Security
Distance learning

- Supercardioid polar pattern and PCC® technologie (phase coherent cardioid®) for clear, natural sound and high gain before feedback
- Miniatur design, virtually disappears when installed
- Removable grille assembly can be painted
- LED indicator illuminates when mic is active
- Low-Z balanced output prevents hum and high-frequency loss.



MB-4

Featuring an incredibly small size, the MB Series of mini-boundary™, supercardioid microphones from Crown® offer a wide range of features and flexibility. The miniature, low-profile designs virtually disappear when installed, yet provide the same great sound as our highly-acclaimed PCC® microphone series. Best of all, the MB Series provides substantial savings compared to traditional microphones.

Designed with the help of leading audio consultants and contractors, the MB Series is a comprehensive system of microphones and electronics that's perfect for a wide range of applications. The MB System lets you mix and match microphones as needed for multiple configurations.

MB-4 is a miniature boundary™ microphone for multi-miking applications such as teleconferencing, distance learning, boardrooms, courtrooms, and TV or theatrical applications. Double-sided sticky tape is provided for attaching the unit under shelves, on walls, etc. Thanks to its supercardioid pickup pattern, the MB-4 greatly reduces ambient noise and pickup of room reverberation. The result is a clearer sound. The MB-4 has a 15-foot attached cable leading to an XLR-type output connector with built-in mic electronics. It is powered by 12-48 V phantom power, and is low-impedance balanced.

AKG SOUNDS BETTER

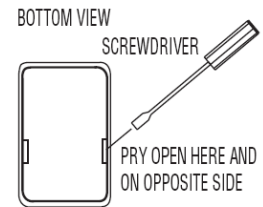
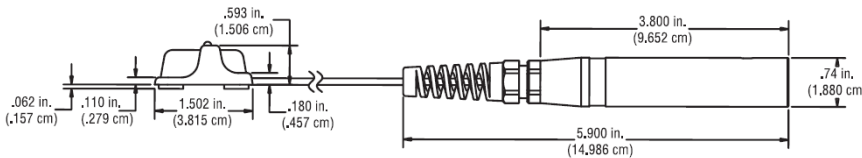


Installation

1. Typical placement for each mic is at arm's length from the user. Install one microphone in front of each person, or one between every two people. If the microphone will be used on a lectern, install it on an open surface. Do not install it in a cavity or recessed area as the frequency response and polar pattern will be degraded.
2. Orient the mic so the word "Crown®" is read-able by the user (right-side-up).
3. Plug a mic cable with a female XLR-type connector into the power module. Connect the other end of the cable to a phantom power supply. Or if your mixer has phantom power, connect the mic cable directly to a mic input and turn on phantom power.

How to Paint the Microphone

1. Using a small screwdriver, pry open the FRONT side of the mic cover (grille assembly).
2. Remove the foam liner.
3. Wearing a dust mask, spray-paint the grille assembly. Be sure grille holes are not clogged.
4. Allow to completely dry.
5. Make sure the LED is properly aligned.
6. Carefully place the grille assembly over the base, and snap in place.



Architects' and Engineers' Specifications

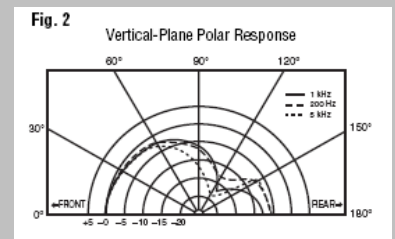
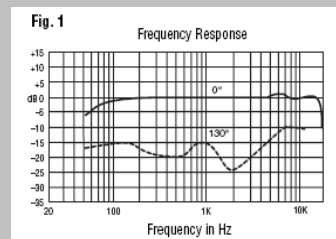
The microphone shall be the Crown® model MB-4 or equivalent. The microphone shall be a supercardioid electret condenser type. The microphone shall use the principle of phase coherency achieved by mounting a small-diameter element very near a boundary. This eliminates comb filtering in the audible spectrum.

The microphone will exhibit excellent off-axis response and gain-before-feedback. The MB-4 shall have a permanently attached cable connected to an XLR-type connector with built-in mic electronics. Powering shall be by 12-48 V phantom power. At the output connector, nominal sensitivity shall be 22 mV/Pa. Maximum SPL shall be 120 dB SPL for 3% THD. Equivalent noise shall be 22 dBA nominal. Frequency response shall be 50 Hz to 15 kHz with a uniform off-axis response, about 20 dB down at the rear nulls. The Crown model MB-4 is specified.

Specifications:

Polar pattern:	supercardioid
Frequency response:	50 Hz to 15,000 Hz
Impedance:	150 ohms
Equivalent noise level:	22 dB-A
Maximum SPL:	120 dB
Cable:	4,6 m (15 ft.)
Finish:	satın black
Net weight:	Microphone: 19 g (0.7 oz.) Power Module: 78 g (2.8 oz.)

Item number: 6000H50140



www.akg.com

AKG Acoustics GmbH

Lemböckgasse 21–25, 1230 Vienna/AUSTRIA, phone: + 43 1 86654 0

e-mail: sales@akg.com

AKG Acoustics, U.S.

8400 Balboa Boulevard, Northridge, CA 91329, U.S.A., phone: + 1 818 920 3212

e-mail: akgusa@harman.com

For other products and distributors worldwide visit www.akg.com

Specifications subject to change without notice.

H A Harman International Company

